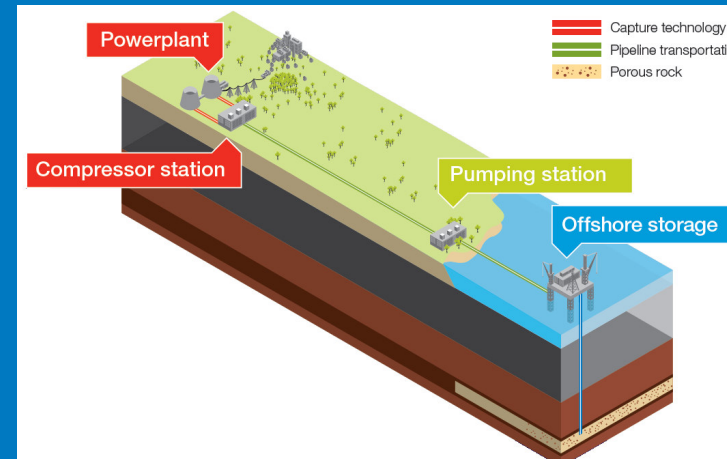


# Yorkshire and Humber CCS Project: Consultation Update

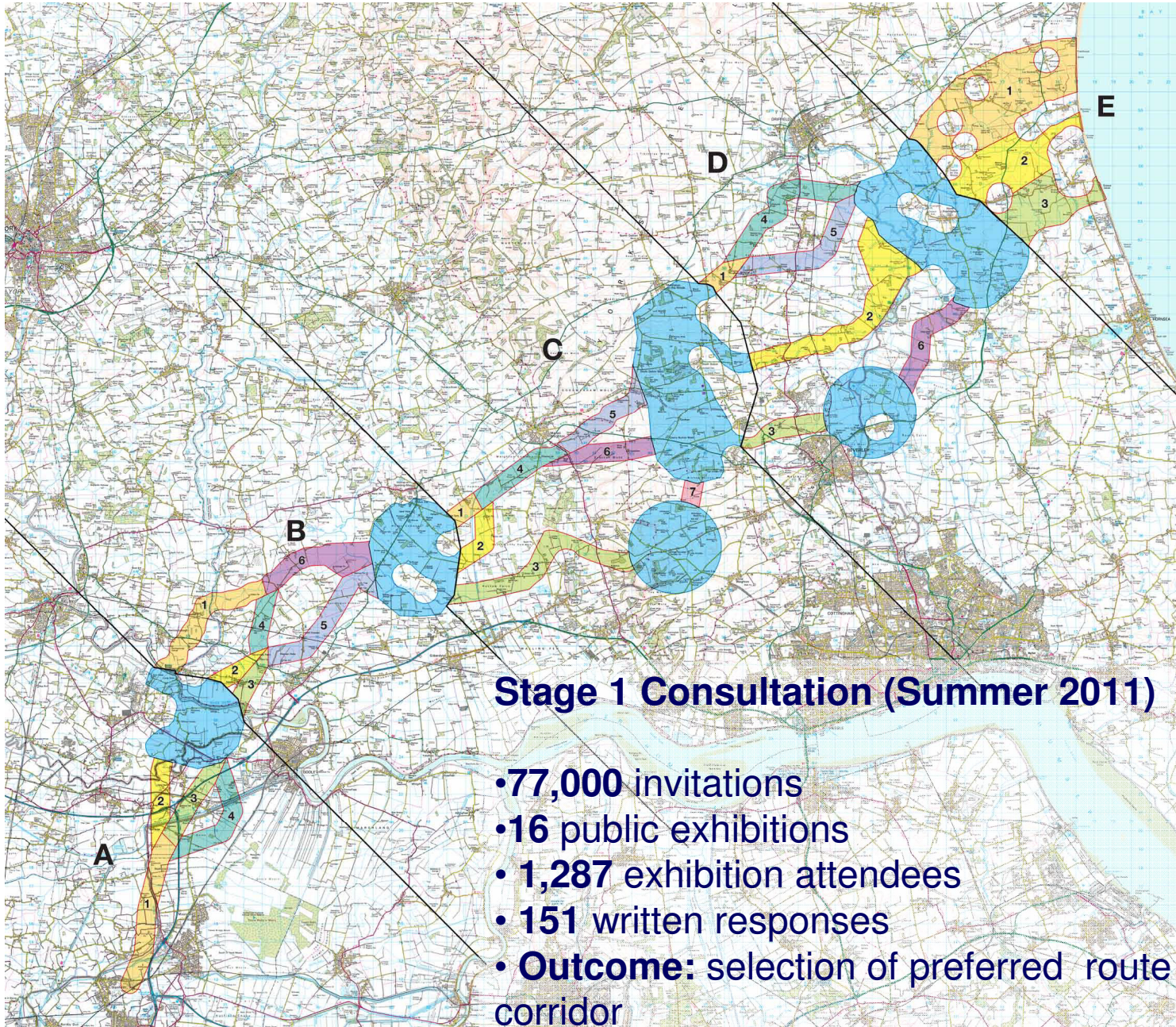


Planning Inspectorate, November 2012



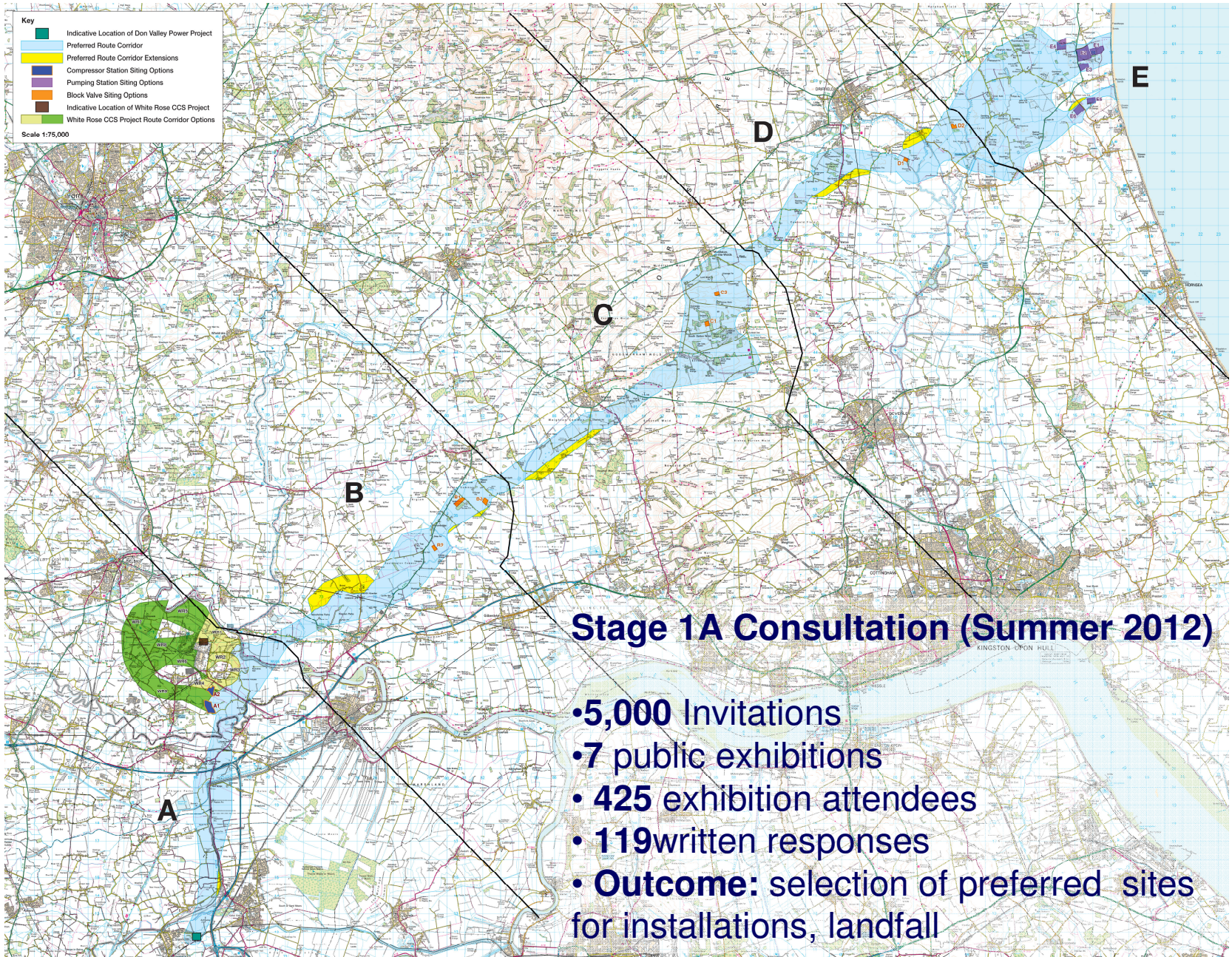
The Don Valley Power Project is co-financed by the European Union's European Energy Programme for Recovery. The sole responsibility of this publication lies with the author. The European Union is not responsible for any use that may be made of the information contained therein.





### Stage 1 Consultation (Summer 2011)

- **77,000** invitations
- **16** public exhibitions
- **1,287** exhibition attendees
- **151** written responses
- **Outcome:** selection of preferred route corridor



## Compressor station design style options



Indicative image

### Design style option 1 - Contemporary

The contemporary option would make use of modern industrial materials and environmental innovations such as green roofs, which are appropriate for this semi-rural / semi-industrial setting. The site would be surrounded by landscaped bunding and trees would be planted where appropriate.

### Design style option 2 - Farmstead

The farmstead option takes its inspiration from a farmstead or collection of smallholdings, in a similar style as those which can be found in the local area. As with the above option, the site would be surrounded by landscaped bunding and trees would be planted where appropriate.



Indicative image

### Design style option 3 - Landscaped

The landscaped option seeks to reduce the impact of any structures by using sloping green roofs, which rise over the compressor station buildings. As with the above options, the site would be surrounded by landscaped bunding and trees would be planted where appropriate.





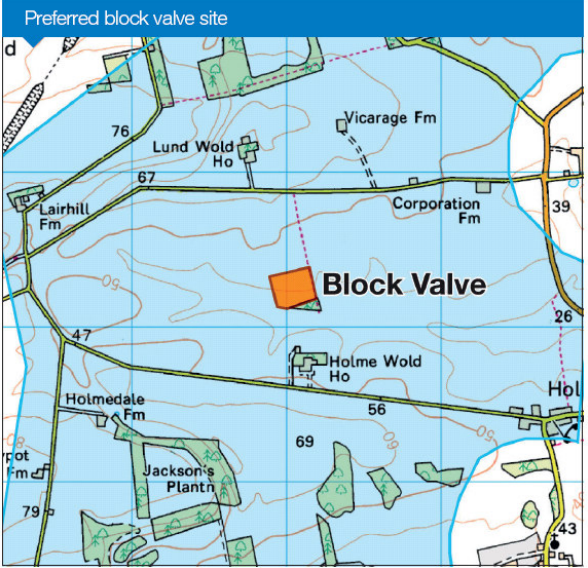
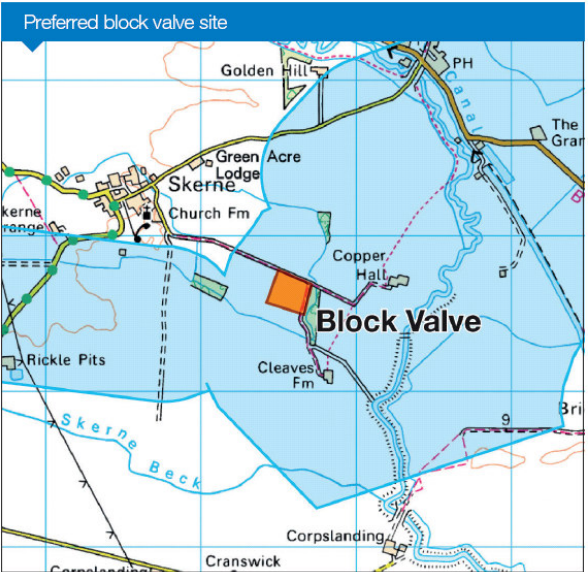
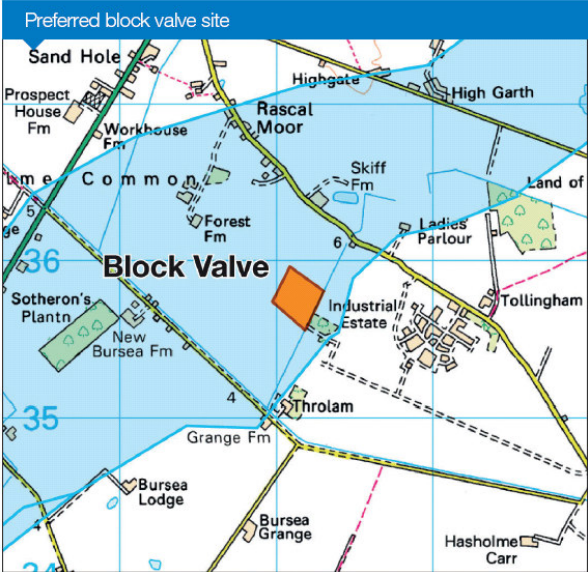
Indicative image

**nationalgrid**

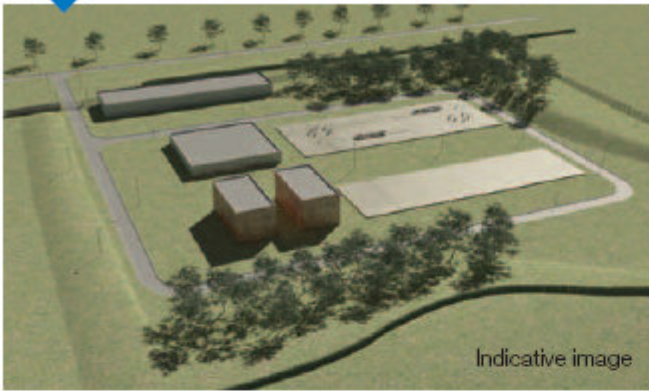
THE POWER OF ACTION

## Zone A Compressor & multi-junction





## Pumping stations design style options



Indicative image

### Design style option 1 - Contemporary

The contemporary design option would make use of modern industrial materials and possibly environmental innovations like green roofs, which are appropriate for this semi-rural / semi-industrial setting. The site would be surrounded by landscaped bunding and trees would be planted where appropriate.

### Design style option 2 - Farmstead

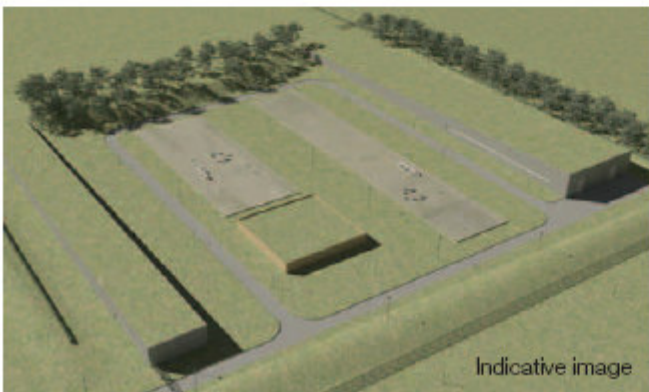
The farmstead design option takes its inspiration from a farmstead or collection of smallholdings, in a similar style as those which can be found in the local area. As with the above option, the site would be surrounded by landscaped bunding and trees would be planted where appropriate.



Indicative image

### Design style option 3 - Landscaped

The landscaped design option seeks to reduce the impact of any structures by using sloping green roofs, which rise over the pumping station buildings. As with the above options, the site would be surrounded by landscaped bunding and trees would be planted where appropriate.

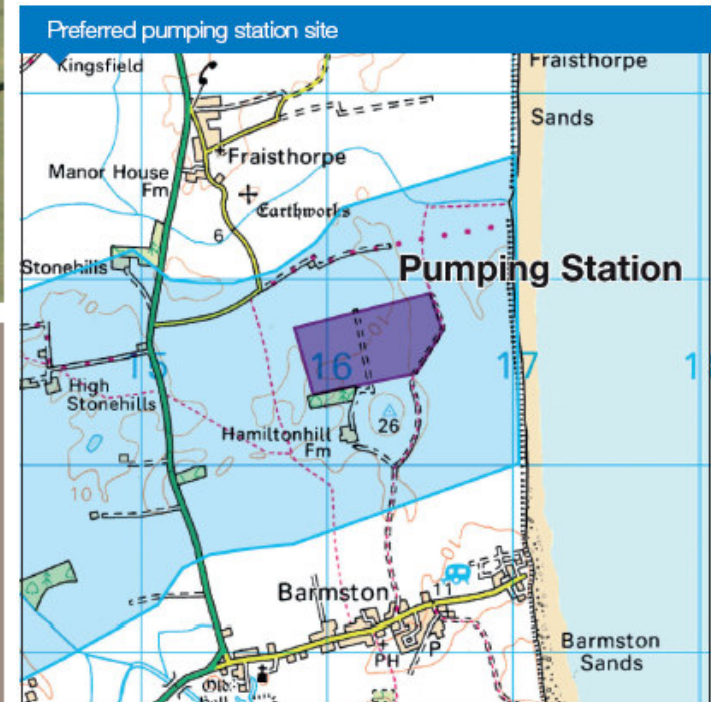


Indicative image

**nationalgrid**

THE POWER OF ACTION

## Zone A Pumping Station



# What happens next?

---





# Milestones: illustrative

